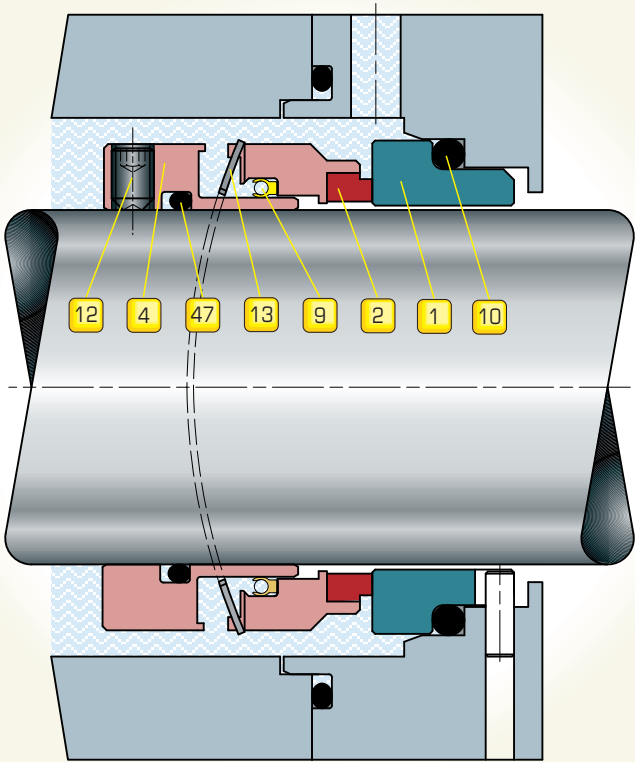


MECHANICAL SEAL K1BA



CAT010 ENG REV 12.09

K1BA is ideal solution for generic uses at medium and high pressures. The *K1BA* is a single component seal, with a type A pinned stationary seat, pressure balanced, with shaft sheath incorporated, manufactured in accordance with UNI EN 12756 (ex DIN 24960) and it allows rotation in two directions. It is fitted with a single wave spring in a special grade of stainless steel, which ensures both the necessary loading and the mechanical drive for the rotating parts. This spring is manufactured in a clean profile, preventing any sedimentation of solid particles in suspension. The area of the body on which the dynamic seal operates is finished to a very high standard, which is essential when the seal is fitted with in energised PTFE seal rings.












ELEMENTS:

- 1 STATIONARY SEAT
- 2 ROTARY FACE
- 4 SEAL BODY
- 9 ROTARY FACE "O" RING
- 10 STATIONARY SEAT "O" RING
- 12 SETSCREW
- 13 SPRING
- 47 SEAL BODY GASKET

OPERATING CONDITIONS:

DIAMETER: (mm)	SPEED: (m/sec)	PRESSURE: (bar)	TEMPERATURE: (°C)
100 ↑ 20	20 ↑ 0	25 ↑ 0	+250 ↑ -100

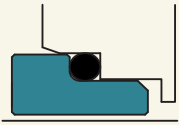
CHARACTERISTICS:

-  SINGLE
-  BI-DIRECTIONAL
-  BALANCED
-  UNI EN 12756
-  DIRTY LIQUIDS
-  CAN BE FITTED ON STRAIGHT SHAFT
-  UNIVERSAL APPLICATION
-  RESISTANT TO ACIDS & BASES
-  FLUIGAM (energized dynamic "O" ring)

K1BA

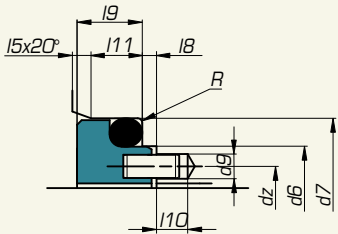
STATIONARY SEAT: 1

SOLID TYPE A

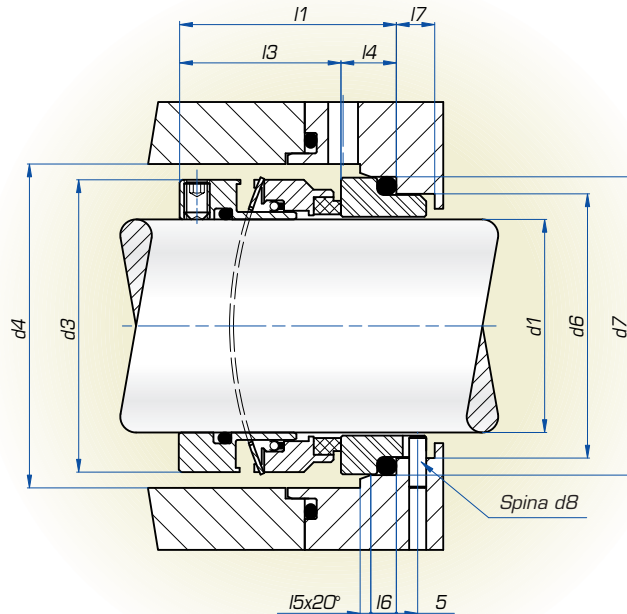


Cr-Mo Steel: **Y1**
Silicon Carbide: **U41**

SOLID TYPE K⁽³⁾



Silicon Carbide: **U41**



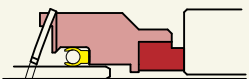
STATIONARY SEAT "O" RING: 10

- Nitrile Rubber: **G**
- Ethylene Propylene: **D**
- Fluoroelastomer: **V**
- Perfluoroelastomer: **G711**

PTFE: **T**

ROTARY FACE: 2

WITH INSERT



AISI 316+Graphite Resins impr.: **Z32**
AISI 316+Silicon Carbide: **U42**

ROTARY FACE AND BODY "O" RING: 9 47

- Nitrile Rubber: **G**
- Ethylene Propylene: **D**
- Fluoroelastomer: **V**
- Perfluoroelastomer: **G711**

PTFE with AISI 316 spring: **T3**

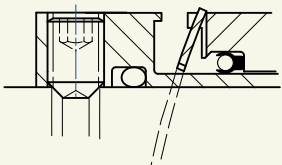
PTFE: **T**

SPRING: 13

Superstainless: **E9**

OTHER METAL PARTS: 4 12

AISI 316: **E**



Pressure > 10 bar⁽⁴⁾

Seal Diam.	d1	d3	d4	d6	d7	d8	l1	l3	l4	l5	l6	l7	l8	l9	l10	l11	dz	d9	R
	h6		min.	H11	H8		± 0,5	± 0,5											
20	20	34	36	29	35	3	37,5	27,5	10	2	5	9	-	-	-	-	-	-	-
22	22	36	38	31	37	3	37,5	27,5	10	2	5	9	-	-	-	-	-	-	-
24	24	38	40	33	39	3	40	30	10	2	5	9	-	-	-	-	-	-	-
25	25	39	41	34	40	3	40	30	10	2	5	9	3	7	6,5	5	30	3	1,5
28	28	42	44	37	43	3	42,5	32,5	10	2	5	9	3	7	6,5	5	33	3	1,5
30	30	44	46	39	45	3	42,5	32,5	10	2	5	9	3	7	6,5	5	35	3	1,5
32	32	46	48	42	48	3	42,5	32,5	10	2	5	9	3	7	6,5	5	37,5	3	1,5
33	33	47	49	42	48	3	42,5	32,5	10	2	5	9	3	7	6,5	5	38	3	1,5
35	35	49	51	44	50	3	42,5	32,5	10	2	5	9	3	7	6,5	5	40	3	1,5
38	38	54	58	49	56	4	45	34	11	2	6	9	3	7,5	7	5,5	44	4	2
40	40	56	60	51	58	4	45	34	11	2	6	9	3	7,5	7	5,5	46	4	2
43	43	59	63	54	61	4	45	34	11	2	6	9	3,5	8	7	6	49	4	2
45	45	61	65	56	63	4	45	34	11	2	6	9	3,5	8	7	6	51	4	2
48	48	64	68	59	66	4	45	34	11	2	6	9	3,5	8	7	6	54,2	4	2
50	50	66	70	62	70	4	47,5	34,5	13	2,5	6	9	3,5	8,5	7,5	6	56,5	4	2,5
53	53	69	73	65	73	4	47,5	34,5	13	2,5	6	9	3,5	9	7,5	6	59,7	4	2,5
55	55	71	75	67	75	4	47,5	34,5	13	2,5	6	9	3,5	9	7,5	6,5	61,7	4	2,5
58	58	78	83	70	78	4	52,5	39,5	13	2,5	6	9	3,5	9	7,5	6,5	64,7	4	2,5
60	60	80	85	72	80	4	52,5	39,5	13	2,5	6	9	3,5	9	7,5	6,5	66,7	4	2,5
63	63	83	88	75	83	4	52,5	39,5	13	2,5	6	9	3,5	9	7,5	6,5	69,7	4	2,5
65	65	85	90	77	85	4	52,5	39,5	13	2,5	6	9	3,5	9	7,5	6,5	71,7	4	2,5
68	68	88	93	81	90	4	52,5	37,5	15	2,5	7	9	3,5	10	8,5	7	75	4	2,5
70	70	90	95	83	92	4	60	45	15	2,5	7	9	3,5	10	8,5	7	77	4	2,5
75	75	99	104	88	97	4	60	45	15	2,5	7	9	3,5	10,5	8,5	7	82	4	2,5
80	80	104	109	95	105	4	60	44,5	15,5	3	7	9	3,5	11	8,5	7,5	88	4	2,5
85	85	109	114	100	110	4	60	44,5	15,5	3	7	9	3,5	11	8,5	7,5	93	4	2,5
90	90	114	119	105	115	4	65	49,5	15,5	3	7	9	3,5	11	8,5	7,5	98	4	2,5
95	95	119	124	110	120	4	65	49,5	15,5	3	7	9	3,5	11	8,5	7,5	103	4	2,5
100	100	124	129	115	125	4	65	49,5	15,5	3	7	9	3,5	11	8,5	7,5	108	4	2,5

Dimensions subject to modifications without notice.

Example:

To order the seals shown on this page for shaft 43 mm and material shown in the table below:

2	1	9	10	47	13	4 12
Z32	U41	T3	T	T	E9	E

The code will be: K1BA043 - Z32U41T3TTE9E⁽⁵⁾

NOTES:

- 1) The material shown on this page is only part of the available range, for other products stock items, please call our Technical Sales Office.
- 2) The material should be chosen according to the operating conditions. All queries should be sent to our Technical Sales Office.
- 3) The last letter of the product code K1BA shows the type A stationary seat with a slot for an antirotation pin: or if a short stationary seat is required, please request type K. The product code will then be K1BK. This version is not UNI EN 12756.
- 4) Blocking system with setscrew with the end cup-shaped in dimple shaft.
- 5) When the material of the seal on the stationary seat "O" ring is the same as the seal on the rotary face "O" ring the product code is not repeated.